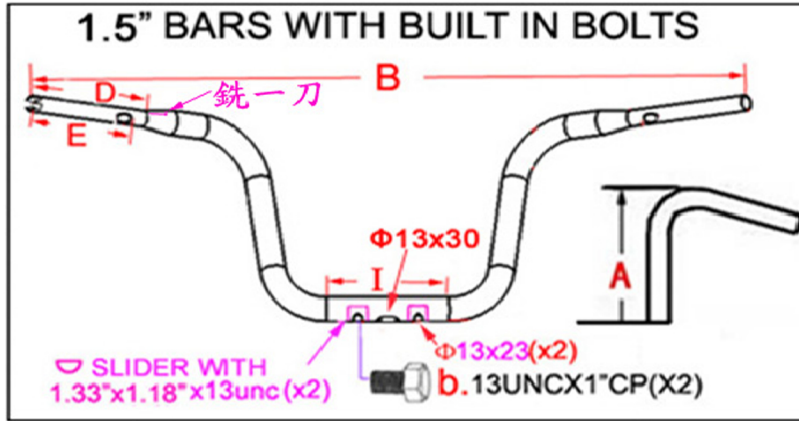
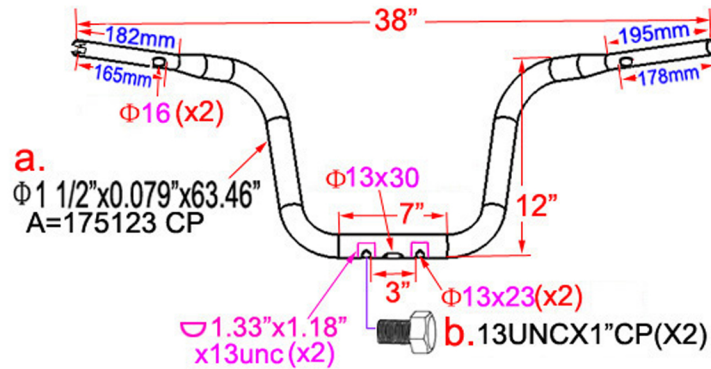


1.5" BARS WITH BUILT IN BOLT

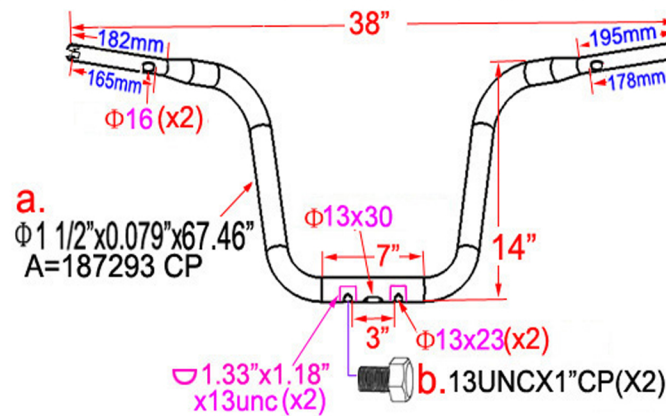
TP/NO.	A. RISE	B. WIDTH	D.LENGTH OF INDENTED	E. WIRE HOLE LOCALED	I. CENTER WIDTH	SPECIAL REMARK
12-064 CP/BK	12"	38"	R=182mm, L=195mm	R=165mm, L=178mm	7"	Upper 2 holes= $\phi 16$, Lower wire holes= $\phi 13 \times 30$, bolt-in 2 holes= $\phi 13 \times 23$
12-065 CP/BK	14"	38"	R=182mm, L=195mm	R=165mm, L=178mm	7"	Upper 2 holes= $\phi 16$, Lower wire holes= $\phi 13 \times 30$, bolt-in 2 holes= $\phi 13 \times 23$
12-066 CP/BK	15"	38"	R=182mm, L=195mm	R=165mm, L=178mm	7"	Upper 2 holes= $\phi 16$, Lower wire holes= $\phi 13 \times 30$, bolt-in 2 holes= $\phi 13 \times 23$



20153 12" 1-1/2" BARS WITH BUILT IN BOLTS



20154 14" 1-1/2" BARS WITH BUILT IN BOLTS



20155 15" 1-1/2" BARS WITH BUILT IN BOLTS

