


V-Twin Mfg.
HANDLEBAR HARNESS
VT No. 32-0578

This is a custom application and rider safety depends on proper installation. This product should only be installed by a knowledgeable and trained motorcycle technician. V-Twin Mfg. accepts no responsibility for improper installation.


Installation Instructions:

NOTE: The installation of this harness requires extensive knowledge of wire splicing and may require special tools. If unfamiliar, we recommend having this kit installed by a professional Motorcycle technician.


1. Refer to the applicable service manual for detailed instruction information.
2. When installing this harness it may be necessary to make slight adjustments or bends in the metal brackets to insure proper alignment of switches in the housings. Insure all the switches are free to move without obstructions.
3. Route the harness in the switch housing as shown for best results.




Bottom Left



Top Left



Bottom Right



Top Right