


**V-Twin MFG.
Air Filter Kits
For use on CV Carburetor and Delphi EFI BT Models
VT No. 34-0670**

This is a custom application and rider safety depends on proper installation. This product should only be installed by a knowledgeable and trained motorcycle technician. V-Twin Mfg. accepts no responsibility for improper installation.


1. Using the Service Manual Remove the OEM Air Filter assembly.




2. On Twin cam engines use the 3/8 Banjo bolts and Shoulder Washers as shown. Place the nylon washers on the shoulder of each shoulder washer. The shoulder should face the Breather Tube.




3. On Evo engines use the 1/2 Banjo Bolt without the shoulder Washers as shown.




4. Install the Banjo Bolts loosely.



5. Slide a gasket between the support bracket and the carburetor/EFI unit. Light grease and the 1/4 -20 bolts can be used to hold the gasket in place.



6. Torque the Banjo bolts to 10-12 Ft. Lbs.



7. Apply light grease to the gasket and place on the air filter baseplate. Mount the Filter and baseplate using the 1/4-20 X5/8 screws. Torque to 3-5 Ft. Lbs.



8. Install a breather hose and breather VT No. 35-0123 (Sold separately).

9. Part List

Item	VT No.	Qty
Air Cleaner	34-0770	1
Breather Bolt set	35-0126	1
Carburetor Spt Bkt	31-0750	1
Gasket	15-0285	2
Breather Tube	35-0670	1
Allen socket	37-8300	3
Fuel hose clamp	35-0434	1