



**V-Twin MFG.
Air Filter
Fits on BT Models with CV Carburetor
VT No. 34-1211**

This is a custom application and rider safety depends on proper installation. This product should only be installed by a knowledgeable and trained motorcycle technician. V-Twin Mfg. accepts no responsibility for improper installation.



1. Using the Service Manual Remove the OEM Air Filter assembly.




2. The kit is supplied with 3/8 and 1/2 inch Banjo bolts. Install the spacers as needed.



3. Select the correct banjo bolts. Install the Carburetor bracket loosely.



4. Slide a gasket between the support bracket and the carburetor. Light grease and the 1/4 -20 bolts can be used to hold the gasket in place



5. Torque the Banjo bolts to 10-12 Ft. Lbs.



6. Apply light grease to the gasket and place on the air filter baseplate. Mount the Filter and baseplate using the supplied hardware. Torque to 3-5 Ft. Lbs.



Parts list:

Instruction		1
Air Cleaner	34-0770	1
Breather Bolt set	35-0126	1
Carburetor Brkt	34-0661	1
Gasket	15-0285	2
Allen bolt 1/4-20X5/8	37-8300	3