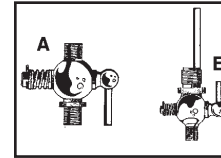




# Petcocks-Gas Filters



**Bob Gas Valves** include complete shut off rod and seat assembly with left tank reserve. Includes spring and sealing washers. Replica™ Kits are cad plated.

VT No.	OEM	Fits
38-7010	Shut off Kit	1941-49 BT (A)
38-0201	Shut off Kit	1950-65
38-0232	Shut off Kit	1941-49 BT, Replica
38-0231	Shut off Kit	1950-65 BT, Replica
38-0198	Shut off Kit	1950-57 45 models
38-7009	Shut off Kit	1941-49 45 models
35-0097	62096-40	Seat Spacer
14-0525	62094-40	Seals, 10 pk
14-0153	62085-40	Brass washer, 10 pk
14-0661	62085-40	Brass washer James
35-9080		(A) Rod Hardware kit
35-0089	62075-40	(B) Cad Shut off rod seat 1941-49
35-9078	62075-50	(B) Chrome Shut off rod seat 1950-65
35-9116	62075-50	(B) Cad Shut Off Rod Set 1950-65

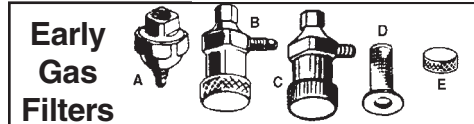
**Replica VL-UL Petcocks** machined from brass as 3601-16 for 1916-36 models and right side 1936-39 OHV, 3601-36 fits left side 1936-39 OHV.

VT No.	#	OEM	Type	Thread
35-0499	A	3601-16	Cadmium	1/8" x 27 NPT
35-9317	A	3601-16	Nickel	1/8" x 27 NPT
35-0497	B	3601-36	Cadmium	3/8" x 18 NPT



**Gas Valve Extension** fits pre1940 petcocks on reserve side. Replaces 11520-39.

VT No. 49-1720



**Gas Strainer** is complete with cap and screen.

VT No.	#	OEM	Year	Item
9659-1	B	3623-32	1932-38	Nickel Strainer
35-0165	B	As Above		Zinc Strainer
35-0087	A	3623-39	1939-41	Zinc Strainer
9661-1	A	As Above	Colony	Cadmium
35-0209	B	62250-41	1942-49	Zinc Strainer
9660-1	B	As Above	Colony	Cadmium
35-0195	C	62250-50	1950-65	Zinc Strainer
9662-1	C	As Above	Colony	Cadmium
8927-3	D	62265-32	All	Screen
8925-3	E	62268-32	All	Chrome Cap
8926-3	E	62268-32	All	Cadmium Cap
9730-3	E	3629-32	All	Brass Cap
15-0676		62270-32	All	Strainer Gasket (GB)
15-1157		62270-32	All	Strainer Gasket (Jms)
15-1100		3613-39	1939-41	Strainer Gasket
9731-3		3627-39	1939-41	Screen and Gas Kit
2212-1				Gas Strainer w/barb fitting for hose



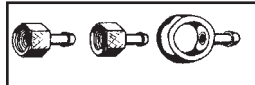
**Gas Valve Shut Off Tool** replaces 96365-42 to correct alignment of bottom and top holes of 1940-65 gas tanks.

VT No. 16-0615




**Chrome Gas Shut Off Kit** replaces old style rod type shut off on 1940-65 Big Twins with 3.5 gallon tanks. Includes line, cover for hole, fittings and valve.

VT No. 38-0202



**Gas Tank Fitting Kit** is designed to utilize flexible hose on original style shut off valves and tanks used on 1940-65.

VT No.	Type
7807-3	Tank Fitting
7158-2	Carb Fitting



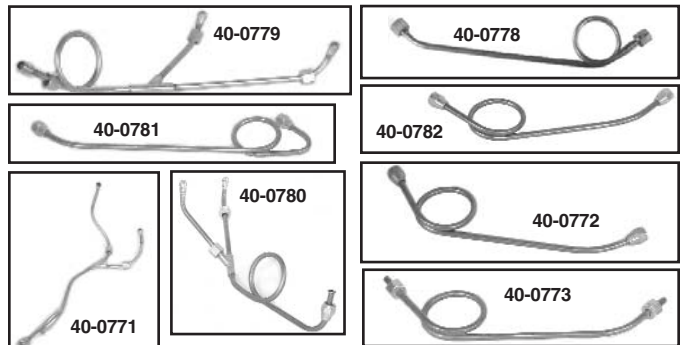
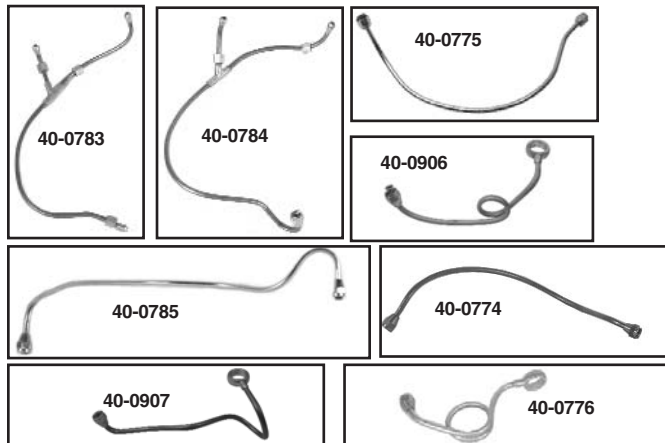
**Shut Off Hardware** for 1940-65 tanks.

VT No.	#	OEM	Item
7801-2	A	91690-49	Chrome Knob
35-0097	B	62096-40	45" Shut Off Spacer

**1941-65 Shut Off Rod Knob Kit** includes all pieces listed, knob and seal cap are cad plated.

VT No. 35-0651

# Vintage Steel Gas Lines



**1936-47 OHV Gas Lines** finished in tin plate as original, unless noted as chrome.

VT No.	OEM	Year/Type
40-0783	3607-36	1936-38 (Y)
40-0784	3607-39	1939 (Y)
40-0785	3607-40	1940-41
40-0774	3607-41A	1942-49
40-0788	As Above	Chrome
40-0775	62352-50	1950-65
40-0789	As Above	Chrome
40-0903	62361-50	Gas Line Nut, Cadmium
14-0530	62360-50	Gas Line Rubber Sleeve fit 1950-65

**Steel Gas Lines** fit tank to carburetor, tin or chrome finish.

VT No.	OEM	Fits
40-0771	3606-32	1930-36 VL (Y)
40-0778	3607-37A	1937-38 WL
40-0772	3607-41M	1942-49 WL, GE
40-0786	As Above	Chrome WL, GE
40-0773	62354-50	1950-65 WL, 1953-65 GE
40-0787	As Above	Chrome WL, 1953-65 GE
40-0779	3607-37	1937-38 UL (Y)
40-0780	3608-39	1939 UL
40-0781	3608-40	1940-41 UL
40-0782	3608-42	1942-48 UL
<b>Crossover (Tank to Tank)</b>		
40-0776	62355-40	1940-47
40-0905	As Above	Chrome
40-0906	62355-48	1948
40-0907	62355-48A	1949-56
40-0777	62355-48B	1957-65
38-0203	As Above	Chrome

MULTI FIT/CHOPPER