



Lifter Tool



Pushrod Cover Removal Tool fits TC-88 models.
VT No. 16-1024



Sifton Valve Lifter Remover simplifies removal of frozen or loctited hydraulic lifters for Shovelheads. Replaces 97102-81.
VT No. 16-0988



Sifton Tappet Guide/Oil Pump Alignment Tool. Use to align tappet guide to engine case on all Evo 1340 Big Twins and also aligns oil pump on TC-88 Big Twins. Also available in width 1/4 x 24 threads for after market crankcase sets. Sold in pairs.

VT No. Fits
16-0998 Evo Tappet Guide/TC-88 Oil Pump
16-0977 1/4" x 24



Sifton Tappet Roller Fixture. Professionally positions and holds roller and tappet for removal and reassembly for all Big Twins including Evo. Instructions are included. Punch and drill not supplied.
VT No. 16-0874



Tappet Guide Puller Tool for 1957-85 Sportster, replaces 95724-57.
VT No. 16-0157



Sifton Pushrod Adjustment Gauge for use on Big Twins 1953-84 with hydraulic lifter. Replaces 91438-79. Complete with instructions.
VT No. 16-0993



16-0720




16-1035

Sifton Magnetic Tappet Lifter holds tappets up while changing cam on all Evo or TC-88 Engines.
VT No. Engines
16-0720 Evo
16-1035 TC-88

Jims Twin Cam Oversize Tappet Reamer. Designed to ream the case to fit a +.010 oversize Twin Cam tappet. Includes reamer and two flex hones. Tappet sold separate.

VT No. Item
16-2789 Tool
16-1811 Tappet



Sifton Pushrod Cover Compressor Tool allows removal and installation of pushrod clip.
VT No. 16-1728



Pushrod Cover Compressor Tool pushes against top rocker box to allow one hand operation.
VT No. 16-1052



Sifton Pushrod Adjusting Wrench eliminates the need for 3 hands, dual wrench holds 2 outer nuts. The inner is tightened with a separate wrench, fits 7/16" hex nuts and is fully adjustable for solid lifters.
VT No. 16-0819

Early Tool



16-1735



16-1787



16-1787


Tappet Guide Puller Tools.

VT No. OEM Fits
16-1735* 11906-38 1930-73 45 SV, 1930-40 BT SV
16-1787 11906-38 1941-48 BT SV

*Note: Use on all Flatheads with screw type valve covers.



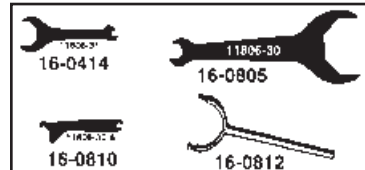
16-0812



Adjust tappets so that there is .004" to .005" clearance between intake valve stems and tappets, and .007" to .008" clearance between exhaust valve stems and tappets.



Gas Valve Shut Off Tool replaces 96365-42 to correct alignment of bottom and top holes of 1940-65 gas tanks.
VT No. 16-0615



Valve Cover Wrenches.

VT No.	OEM	Type	Years	Model
16-0414	11806-31	Lo wer, Nut	1929-73	45
16-0805	11806-30	Upper, Nut	1930-38	74 & 80
16-0810	11806-30A	Lower, Hook	1930-38	74 & 80
16-0812	11959-39	Clip Type	1939-48	74 & 80

16-0806



Kit Tools Sold Separately.

VT No.	OEM	Use
16-0804	11929-39	45" Tappet & Spark Plug
16-0806	11904X	Tappet Wrench, pair
16-0816	12051-30	74 Axle Sleeve
16-0818	11814-35	45" Axle Sleeve
16-0817	11815-26	5/8" x 11/16" All Purpose
16-0808	11804X	9/16" x 1/2" All Purpose
16-0822	11814-26	45" Rear Axle
16-0814	94426-78	1 1/16" Front Axle
16-0815	94427-78	1 5/16" Front Axle
16-0813	94428-78	3/4" Wrench



Gasket Locator Tool (3 Pc Set) will align primary, cam & transmission end cover gaskets, to prevent misalignment & oil leaks.
VT No. 16-1362



Generator Gear Puller Center Cap use with claw type pullers. OEM# 95636-46.
VT No. 16-0638