



Stud



Factory Type Studs for stock applications.

VT No.	OEM	Fits
12-1197	11733	1984-up FX Trans Stud Set
12-1187	16715-83	1985-up Evo Ex, 5 pk
12-1192	16830-29	1929-up 45 Cylinder Base Set
12-2113	16830-54	1980-up BT Inner Primary, Set
12-2100	16831-30	1930-77 BT Cyl. Base Set
12-1188	16831-83	1985-up Evo Top Mt
12-2101	16837-78	1978-84 BT Cyl. Base Set
12-2107	16864-48	1948-84 BT Top Mt 4 pk
12-2114	17647-48	1948-65 Pan Rocker
9917-8	17647-48	1948-65 Pan Rocker Arm
12-2106	17506-66	Shovel Rocker Box Cover Set
	17508-66	1 Head
	16864-48	10 piece Total
12-2524	Sifton As	Above
8741-19	24819-36	& 24820-36, 1936-67 Big Twin Oil Pump Set, Cadmium
12-2109	24823-80	1965-up BT Kick Cover Set
12-2126	24824-67	1962-70 Carb 3/8"
12-1191	24914-58	1958-64 BT Breather
12-2127	24253-78	1978-85 Carb, 5/16"
12-2110	29254-78	1978-89 Carb Mount, 5/16"
12-2108	33298-36	1936-64 BT Kick Cover Set
	33298-65	1965-77 Carb, 5/16"
12-2105	34723-47	1948-84 BT O.S. Trans, 4 pk
12-2104	34724-36A	1948-84 BT Trans Mt, 4 pk
12-2112	34725-26	1926-73 45 Trans Case
9919-3	34725-26	1926-73 45 Trans Case
37-6366	42301-79	1979-84 BT MC Mount, ea
8813-4	45840-48	1949-76 Glide Leg, pr
8826-6	45998-73	1977 up Glide Leg, pr
	72341-48	1973-up FX Leg Stud, pr
12-2123	61605-36	1936-83 R. BT Tank Mount
8823-10	72341 48	1948-55 BT Coil Mount, pr
8824-8	72341-56	1956-82 BT Coil Mount, pr


Key



Keys.


VT No.	OEM	Fits
12-0213	11204	80-85 XL Rear Intake Came
12-0209	11218	1981-90 XL-BT Gear Shaft
		1981-90 XL-BT Crank Pin
12-0215	11219	1988-99 XL Oil Pump Drive Gear
12-0216	11220	1941-81 BT, 54-81 XL Gear Shaft
12-0200	23985-12	1954-81 XL, 30-54 BT Sprocket Shaft
12-0201	23985-18	1941-81 BT, 54-81 XL Gear Shaft
12-0202	23985-54	1954-90 BT Gear Shaft Pinion
12-0203	23985-56	1956-80 BT Sprocket Shaft
12-0204	26340-36	1941-67BT Oil Pump Gear
12-0214	26341-37	1937-73 45", 62-71 XL Oil Pump Retainer Half
12-0205	26348-15	1971-90 BT Oil Pump Gear
		1972-76 XL Breather Valve Gear
		1975-86 BT Pinion Shaft
12-0206	33393-50	1941-85 BT Starter Clutch
12-0207	35175-38	1941-77 BT Transmission Sprocket
12-0211	35196-26	1926-73 45" Transmission Sprocket
12-0208	37523-15	1941-84 BT Clutch Hub
12-0212	37523-85	1985-90 BT Clutch Hub
12-0210	40390-54	1954-60 BT Compensator Sprocket

Lock Tab

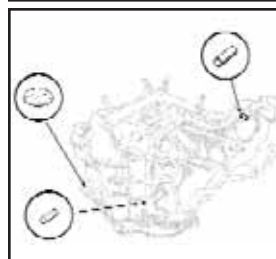


Replacement Lock Tabs.

VT No.	OEM	Fits
17-0918	7044A	Pinion Shaft 1979-up XL Gear End
17-9222	7402	1980-84 FLT-FXR Primary
17-0978	23970-36	Crank Pin 1936-40 61"
17-0914	23971-41	Crank Pin 1941-53 BT, 1957-80 XL
17-0927	23971-54	Crank Pin 1954-80 Big Twin
17-0922	23982-12	45" Crank Pin 1929-73
17-0913	24015-36A	Pinion & Sprocket Shaft 1936-71 BT Pinion only 1972-80 BT 1957-80 XL Pinion/Spkt Shaft 1929-73 45" S.V. Sprocket Shaft Flywheel 1972-80 BT Cam Gear 1957-up Big Twin Cam Gear .045 1957-up Big Twin Cam Thrust Plate All 1958-up XL Air Cleaner Mount 1965-69 BT Inner Primary 1970-up BT Inner Primary Kicker & Countershaft 1941-84 BT 4-Sp. Big Twin Starter Shaft 1989-up Plunger Body Bolt 1978-84 BT 4-Sp. Inner Primary 1985-up Big Twin Transmission Sprocket 1980-83 FLT Kicker Shaft All XL 1957-81 Kicker Clutch Gear 36-84 BT 4-Spd. Cam Follower 1952-78 Big Twin Shifter Cam Retainer All 1957-85 XL Shifter Cam 1954-up XL Shifter Forks 1936-84 BT 4-Speed Trans Plate 65-84 BT Mainshaft Bearing 1940-84 BT 4-Sp. Trans Sprocket All 1952-up XL 45 Transmission Sprocket 1929-73 Transmission Sprocket 1936-84 BT 45" Clutch Hub Nut 1936-84 Clutch Hub Nut 1941-84 Big Twin Clutch Hub All 1957-84 XL Primary Adjuster 1965-up Big Twin Pulley Lock Tab Mechanical Brake Shaft 1936-57 BT Stem Nut 1960-85 FL's Adj. Fork Top Clamp Swing Arm Bolt 1958-84 Big Twin Swing Arm 1952-80 XL FL Front Fender Trans Lock Kit All Big Twin Dash Stud L1947-67 BT Side Car Mount Lock Tab, 5 pack
17-0929	24016-29	
17-0917	24018-72	
17-0908	25550-57	
10-1254	25554-84	
17-0921	25551-58	
17-0948	29168-83A	
17-0942	31479-65	
17-0937	—	
17-0902	33082-16	
17-0930	33125-89	
17-0907	33197-79	
17-0928	33318-85	
17-0905	33335-79	
17-0911	33362-52	
17-0903	33396-39	
17-0916	34066-52	
17-0923	34067-52	
17-0919	34069-71	
17-0906	34180-33	
17-0943	34747-65	
17-0900	35050-40	
17-0910	35050-52	
17-0933	35216-26	
17-0901	35216-36	
17-0925	37462-41	
17-0904	37503-41	
17-0912	37533-52A	
17-0915	39996-65	
17-0934	40251-91	
17-0935	42575-30	
17-0924	45717-63	
17-0936	45752-50	
17-0909	47513-58	
17-0920	47525-52	
17-0941	59166-80	
17-0926	—	
39-0155	71069-47	
49-2531	87136-36	



Stud Installer Set. 9 pc fits 1/4, 5/16, 3/8 and 7/16. VT No. 2398-9



Hardware for Early Cases, 5 pack.

VT No.	Size
12-0599	1/2" Welch Plug
12-0595	9/16" Welch Plug
12-0596	3/8" Welch Plug
12-0598	1/4" Welch Plug
12-0623	.619 Welch Plug
12-1166	Timing Cover Pin