



Clutch Release 4-Speed



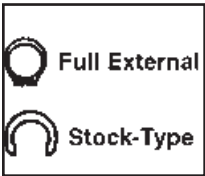
Late Type Throw-Out Bearing Kit includes parts pictured to replace stock components on 4-speed Big Twins or as retro fit on earlier models.

Kit	Years	Rod Only
18-3203	1936-64	18-3266
18-3204	1965-69	18-3265
18-3607	1970-85	18-3120



1975-up Throw-Out Bearing includes two (2) 37313-80 thrust washers, 37312-75 bearing, and retaining ring 11096. Use on all 1975-up all Big Twins.

VT No.	Item
18-3623	Kit
12-0342	Bearing Only
12-0923	Retainer, 10 pk
12-0370	Thrustwasher, 5 pk




Clutch Push Rod Snap Ring for 1975-up Big Twins, replaces 11096 in stock or full external configuration.

VT No.	Type
12-0923	"C" Type, Stock
12-9992	Full External Type



Early Throw-Out Bearing replaces 37310-39 on 1936-70 Big Twins in standard or Replica grade quality.

VT No.	Type
18-3121	Standard
18-8229	Replica Grade




Throw-Out Bearing Conversion Kit includes clutch pushrod, gasket, throw-out bearing and gear. Converts late bearings to old-style heavy-duty throw-out bearings.

VT No.	Year
18-3608	1941-61
18-3610	1965-69
18-3609	1970-84



Tamer Style Clutch Hub Retainer Kit eliminates all clutch drag and lunging while in gear or while stopped. Greatly reduces gear clash, and increases clutch and transmission life by providing a clean and free clutch release. Fits all 1941-84 Big Twin with belt or chain drive. Instructions included.

VT No. 18-1112



Clutch Release Rebuild for 1970-84 4-speed Big Twins. Includes parts shown, plus a heavy duty throw out bearing, with matching release finger and shaft.

VT No. 17-0610



Heavy-Duty Throwout Bearing Kit for all 4-speed Big Twin models 1970-84. Includes a solid throwout bearing of 24mm Ø (Stock is 17 mm) with larger thrust washers, an oil slinger and small parts.

VT No.	Item
18-3256	Rebuild Kit
18-3247	Bearing 24mm only
18-3624	Slinger Only, Steel
18-3631	Slinger Only, Stainless
18-3724	Washer Set



18-3119



18-3120



18-0745

Clutch Push Rods for Big Twin 3&4-speed high strength.

VT No.	OEM	Years	Length
18-3117	37285-41	1941-64	13"
18-3118	37285-65	1965-69	13 1/4"
18-3119	37285-70	1970-75	13 7/8"
18-3120	37285-75	1975-84	13 3/4"
18-0745	Replica	1975-84	13 3/4"




Clutch Push Rod Adjuster Kit includes screw and nut.

VT No.	Type
37-1955	Replica
37-1957	Ball



13-0136



13-0200

Clutch Spring Sets

VT No.	Year	Brand
13-0163	1968-84	BTE
13-0172	1941-67	BTE
13-0139	1941-67	York
13-0136	1968-84	York
13-0200	1941-84	Chrome
13-9228	1941-84	BTE