

3" BDL Belt Drive



BDL 3" Electric Start Belt Drives with billet motor plate. Includes 8mm belt, polished motor plate, double row sealed mainshaft support bearing, polished side guard, polished dome pulley covers and Kevlar clutch.

***Note:** Can only be used with 1991-up star ter motor and some modifications will be necessary to install these kits.


VT No.	Fits	Belt	Front Pulley	Rear Pulley
20-0602*	1970-78 FX with Ratchet Lid Trans	20-0105	20-0901	20-0915



BDL 8mm x 42mm Electric Start Belt Drives for 4 Speeds. Includes a polished pressure plate, Kevlar clutch, sealed inner primary bearing and features a shorter length clutch hub that eliminates unnecessary weight past the end of the mainshaft and can be installed without any modifications to inner primary.

VT No.	Fits	Belt	F. Pulley	R. Pulley
20-0609	1970-83 Big Twin with Rear Chain Drive	20-0631	20-0903	20-0917
20-0610	1979-84 Big Twin with Rear Belt Drive	20-0630	20-0902	20-0916
18-0554	Replacement Clutch Pak for Above Units			


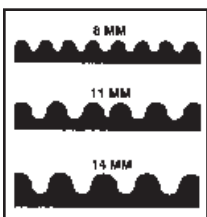
Note: There is no warranty on belts when sold as part of kit or individual replacements.



3" Brute IV Primo Combination Belt Drive/Motor Plate Kits includes inner motor plate, clutch pak, starter housing and chrome solid belt guard. Order chrome dome cover and rotor cover separately. Motor plate and starter housing have satin finish.

VT No.	Item	Year	Model
20-0020*	Combination Kit	1970-78	FX-FL 4-Speed
20-0105	Replacement Belt for Above		

***Note:** Can only be used with 1990-up star ter and ratchet lid type transmission.



Front and Rear Primary Belt

PRIMARY DRIVE REPLACEMENT BELT

NUMBER OF TEETH

STD	Kevlar	APPLICATION	GATES P/N	BELT	F. PULLEY	R. PULLEY	LENGTH
20-0100	20-0200	8mm 1965-78 FL-FX Closed Primary Electric Start	30853-1-ST 1½"	132	41	61	42½"
20-0102	20-0201	8mm 1937-84 FL-FX Closed Primary Kick Electric Start Bulls Eye Belt	30853-2-BE 1½"	132	39, 40, 41	61 or 62	42½" plus
20-0103	20-0202	8mm FL-FX Open 1½" 1937-84 FL-FX	37144 x 1½"	144	47	76	46½"
20-0104	—	8mm FL-FX Open 2" 1937-84 FL-FX	37144 x 2"	144	47	76	46½"
20-0105	20-0204	8mm FL-FX Open 3" 1937-84 FL-FX	37144 x 3"	144	47	76	46½"
20-0115	20-0205	11mm 1937-84 FL-FX Open or Closed Primary Kick or Electric Start	30884 x 1½"	96	29	44	42½"
20-0117	20-0206	11mm 1937-84 FL-FX Open or Closed Primary Kick or Electric Start	1185 x 1½"	99	31	47	43⅞"
20-0116	20-0207	11mm 1979-84 FLT-FXR Closed Primary Electric Start with 5-Speed Transmission	30991 x 1½"	92	31	47	40½"
20-0106	20-0208	14mm with or w/o Idler Closed 1½" 37-E84 FL-FX	38078D x 1½"	78	24	37	43½" + .035
20-0110		14mm Idler Closed 1½" 1979-84 FLT-FXR 5-Speed	30931 x 1½"	72	24	37	40½"
20-0453		FXSB Sturgis	40009-80		78		OEM

Note: All belts by Primo, BDL or Karata for drives carry no warranty of any kind, as sold either as individual replacements or complete drive kits.