



Axle Adjusters




Calibrated Rear Wheel Adjusters feature chrome pyramid blocks with sight indicator to view calibrated adjuster bolt, for accurate and easy wheel alignment. Adjuster bolt is chrome heavy duty 1/2" rod with micrometer markings, nut is stainless steel. Fits 1973-85 FX-FLH, 1984-86 FXST

VT No. 44-2011



VT No. Item
8100-8 Complete Kit
8101-6 End Cover Kit

Complete Rear Wheel Adjuster Kit for 1973-85 Big Twin models includes pull adjusters, chrome end plates, plated hex nuts and chrome plated tapered lock nuts. End cover and nut kit also available.





Pyramid Adjuster Block Kit. Die cast chrome pyramid end caps with solid block type pull adjusters.

VT No. Item Model
44-0365 Kit 1973-85 FX-FL
44-0366 Blocks 1973-85 FX-FL
44-0485 Nuts 1973-85



Rear Axle Adjuster Sets.

VT No. Models
44-0334 1973-84 FX-FL w/chrome end caps
44-2009 Chrome End Cap only
44-0333 Adjuster Pull only, pair
44-0600 1981-94 FXR, 1979-83 FLT Zinc
44-0603 End Cap Outer for Above



Axle Protector Plates prevent axle nuts from scratching painted finish. Sold in pairs, polished stainless. 51-0643 fits Replica Rigid frames with forged rear axles plates.

VT No. Fits Type
37-8882* Rigid Frame Custom
51-0681 Rigid Frame Custom
51-0680 Rigid Frame Replica
51-0600* Swing Arm Frame Stock

*Note: Requires drilling & tapping at axle area. Drill and tap not included, screws included.



Axle Locator Set allow use of 3/4 axle in stock Rigid frames with 7/8" axle slots.
VT No. 44-1946

Rear Axle Hardware 1930-72



Rear Axle Nut and Lock Kit includes sleeve nut, collar, axle nut and lock clip.
Big Twin 1936-72


VT No. Type Finish
8160-4 Kit Chrome
44-0316 Collar Only Chrome
8161-4 Kit Cadmium
9692-4 Kit Parkerized
37-8791 Lock Clip Parkerized
12-0617 Sleeve Nut Parkerized



45 1930-52
8832-4 Chrome
8833-4 Cadmium
9688-4 Parkerized



44-0662 Lock Clip Black
VL 1930-36
9610-5 Chrome
9611-5 Parkerized
12-0617 Sleeve Nut Parkerized



Outer Rear Axle Spacers for Big Twin.

Chrome	Zinc	OEM	#	Year
44-0322	44-0344*	41595-36	A	1936-57
44-0321	44 0339	41595-58	B	1958-66
44-0353	44-0354	41595-67	C	1967-72

*Note: Parkerized



Rear Axle Sleeves for mechanical and hydraulic rear brake backing plates. *Note: Fit between back plate & swing arm.

VT No.	OEM	Year	Model	Item
44-0331	41718-41	1941-52	45"	Sleeve
44-0330	41600-36	1936-57	Big Twin	Sleeve
44-0329	41600-58	1958-62	Big Twin	Sleeve
44-0319	41596-58	1958-62	BT Side Plate	Spacer
44-0355	41600-63	1963-66	Big Twin	Sleeve
44-0318*	41596-63	1936-66	BT Side Plate	Spacer
44-0327	41600-67	1967-72	Big Twin	Sleeve



Rear Chain Adjuster Sets are heat treated. Available in pairs with plated lock nuts assembled to insure proper fitting threads.

Chrome	Cadmium	Parkerized	Fits
7704-2	8014-2	9629-2	1936-72 Big Twin
7814-2	8479-2	9628-2	1930-52 Solo 45
9500-4	9501-4	9506-4	1932-73 Servi Car