



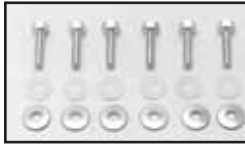
45 Gas and Oil Tanks



45 Tank Set features oil and gas set. Fits 1936-73 Solo and Servi car. Tanks accept cateye dash plate, pre1947 gates and gas shut off rod kit VT No.38-7009

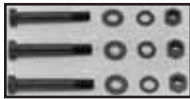
VT No.	Item
38-0114	Tank Set
38-7018	Cap Set

***Note:** All tanks with shut off rod provisions may require fuel rod alignment before installation of shut off assembly.



Top of Tank Screw and Washer Kit mount tank to frame on 1918-36 45's. Includes paper gasket to avoid paint chipping.

VT No.	Item
8821-18	Nickel Plated
8822-18	Cadmium Plated
8821-18-OS	Nickel Plated, Oversize



45 Solo and Servi Car Gas & Oil Tank Mount Bolt Kits includes special washers, studs, and bolts.

Chrome	Cadmium	Parkerized
9894-12	9895-12	9896-12



Early Chrome 45 Gas Oil Cap Set fits 1936-73 models, oil cap says "OIL"

VT No.	Item
38-7018	Set
49-0108	Oil Only



45 Tank Filler Strip replaces 3502-37B on 45's and Servi 1937-1973.

VT No.	Item
49-0121	Zinc
49-2526	Chrome



Oil Dip Stick replaces 62631-37 on all 45's 1937-73

VT No. 49-0084



Rear Frame Stands for 1936-52 45 models. Order stand catch and mounting hardware separately. Replaces 49502-36

VT No.	Finish
49-1936	Black
49-0925	Chrome

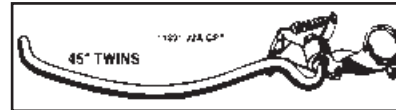


Stand Catch

VT No.	OEM	Year	Model	Finish
31-3994	49581-36	1936-52	45 Solo	Black
31-0481	49581-36	1936-52	45 Solo	Chrome
49-0254	3067-42	Catch	45 Army	Black

Mounting Hardware, Parkerized finish except where noted.


VT No.	Year	Models
8840-10	1930-35	All with bolts & washers
8841-10	1936-37	All
8015-4	1938-57	All
9616-4	1938-57	All, Chrome



45 Jiffy Stand Parts for 45 Solo models 1929-52

VT No.	OEM	Item
13-0171	50012-30	Black Spring
13-0177	50012-30	Chrome Spring
49-0964	50035-30	Spring Plate, Zinc
49-0065	50060-30	Jiffy Leg, Black
49-2003	50060-30	Jiffy Leg, Chrome
49-0066	50092-30	Leg Bushing
37-8819	50110-30	U Bolt, each
2653-5	50110-30	U Bolt Kit
49-2546	50045-32	Mount Bracket
49-2547	50002-32	Complete Assembly, Black
49-0246	50002-32	Complete Assembly w/Chrome Leg

Early Tools



Tappet Guide Puller Tools.

VT No.	OEM	Fits
16-1735*	11906-38	1930-73 45 SV, 1930-40 BT SV
16-1787	11906-38	1941-48 BT SV

***Note:** Use on all Flatheads with screw type valve covers.



Adjust tappets so that there is .004" to .005" clearance between intake valve stems and tappets, and .007" to .008" clearance between exhaust valve stems and tappets.



Valve Cover Wrenches.

VT No.	OEM	Type	Years	Model
16-0414	11806-31	Lower, Nut	1929-73	45
16-0805	11806-30	Upper, Nut	1930-38	74 & 80
16-0810	11806-30A	Lower, Hook	1930-38	74 & 80
16-0812	11959-39	Clip Type	1939-48	74 & 80



Big Twin Countershaft Sprocket Nut Tools are factory style forged tools.

Includes handle.

VT No.	Models	Use
16-0823	1941-73 45	
49-0366	1936-40	BT



Clutch Puller fits 1936-61 and 1937-40 Big Twins, except VL.

VT No. 2556-1



Side Valve Tool Kits includes canvas tool roll.

VT No.	Fits
16-0840	1929-73 45" & Solo
16-0841	1930-40 SV-VL-ULH
16-0842	1941-48 SV-VL-ULH