



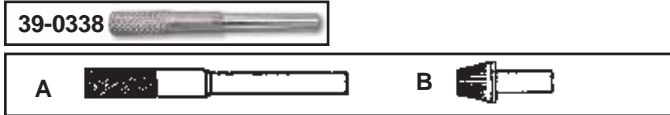
Digital Speedo/Tach



Speedometer Heads fit front wheel drive.

VT No.	OEM	MPH	Model
39-0335	67021-73C	140	1973-82
39-0319	67020-73B	150	1973-82
39-0389	67020-73B	120	1973-82
39-0937*	67016-86A	120	1986-up XL 883
39-0933	67037-85A	120	1985-90 XL, 1983-85 XLX,

*Note: With auto turn signal switch.



Reset Knobs. Order for proper applications.

VT No.	#	OEM	Years/Type
39-0338	A	Alloy	All Female
39-0325	B	67325-76	1976-84, 1985-94 All



Tachometer & Speedometer Covers are formed to fully cover plastic encased instruments on 1973-83.
VT No. 42-0350

Replica Speedo & Tach



XLH-XLCH Speedo are the black plastic style used from 1974-85. Complete units include brackets. Bracket, replacement plastic lens, and fork tube plugs to accept bracket are sold separately.

VT No.	OEM	Fits/Item
39-0372	92020-74B	(A) 0-150 Mph 1974-83 XLH-XLCH
31-3964	67316-74	Speedo bracket Chrome
24-0166	45993-74	Fork plug Chrome, pair
39-0391	—	(B) Lens only, each
33-0133	71090-64	12V Bulb



Replacement Clear Lens replaces fogged, cracked or broken lens on stock gauges 1974-83. Cut off old lens and plastic-seal new one in place. Each.

VT No. 39-0391

Tachometers are the black plastic style used from 1974-85. Complete units include a bracket. Replacement plastic lens and fork tube plugs to accept bracket are sold separately. Fits XLH-XLCH.

VT No.	OEM	Fits/Item
39-0373	92051-74B	1974-80 XLH-XLCH Mechanical Tach
24-0166	45993-74	Fork plug Chrome, pair
39-0391	—	Lens only, each
33-0133	71090-64	12V Bulb
31-3963	—	Bracket




Digital Speedo Tach has the following functions:

- Bar Graph Tach
- High Beam
- Neutral
- Oil Pressure
- Turn Signals
- Digital Odometer
- Trip Meter
- Unit measures

110mm (L)x57mm (H) x 38mm(W).

VT No.	Item
39-0599	Gauge (A) Requires an installation bracket
39-0685	Gauge (B) No bracket necessary for installation
31-0984	Bracket
31-2145	Bracket
31-1262	Bracket




Tachometer



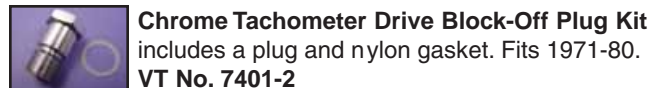
Stock Mechanical Tachometer for 1965-73 XLH-XLCH 0-8,000 RPM, mounts in 3/4" dia. hole, replacing 92051-65. Use cable VT No. 36-0990 which will connect this tach to XL's 1971-80 with mechanical tach drive.

VT No.	Item	Year/Type
39-0321	Tach only	1965-73
36-0990	Cable	1971-80
36-0980	Cable	1965-69 Magneto
36-0981	Cable	1965-69 Dist.



XLCH Tachometer Cables and Gears.

VT No.	OEM	Item	Years	Type
36-0514	92063-63	Gear	1962-70	Magneto
36-0513	92065-67A	Cable	1965-69	Magneto
36-2575	92062-65A	Cable	1965-69	XLH Dist.
36-0990	92062-70	Cable	1970-73	XLH-XLCH
36-2549	92097-71	Drive	1971-80	XLH-XLCH
12-1400	25517-71	Drive	Gear for Cam	1971-80 XLH-XLCH
36-0991	92065-74	Cable	1974-80	XLH-XLCH
36-2573	As Above	Cable	Stainless	XLH-XLCH
36-0999	+6"	Cable	1974-80	XLH-XLCH



Chrome Tachometer Drive Block-Off Plug Kit includes a plug and nylon gasket. Fits 1971-80.
VT No. 7401-2

VT No.	OEM	Years
39-0936	67111-85	1985-93
39-0970	67042-95	1996-up