



**PUMP IS PLACED INTO POSITION WITH GASKET AND HARDWARE, DELIBERATELY LEFT LOOSE. INSTALL #1 CAMSHAFT MAKING SURE ALIGNMENT PINS LOCATE WITHIN OIL PUMP ROTOR. ROTATE SHAFT UNTIL FREE.**




**TORQUE OIL PUMP HARDWARE TO 10 INCH LBS. WHILE CAMSHAFT IS IN PLACE. CAM SHAFT IN EFFECT IS ACTING AS AN ALIGNMENT TOOL.**



- 10-1937 : REPLICIA ULH CAM COVER
- 10-1946 : 45" CAM COVER NATURAL
- 10-1947 : WR 45" CAM COVER ALLOY
- 49-0606 : OIL FEED PUMP
- 9409-22 : OIL PUMP MOUNT KIT
- 49-0094 : FEED PUMP UPGRADE
- 12-0110 : SIDE VALVE FEED PUMP KIT



**10-1937 Cover**



**Note: 49-2562 is shown installed**