

**V-Twin Mfg.**  
**FOOTBOARD EXTENDER KIT**  
For use on 1993-2008 Touring  
VT No. 27-1527


**This is a custom application and rider safety depends on proper installation. This product should only be installed by a knowledgeable and trained motorcycle technician. V-Twin Mfg. accepts no responsibility for improper installation.**

**Installation Instructions:**


1. Refer to figure 1 for proper placement of parts.
2. Using the service manual, remove the foot board from the motorcycle.

**NOTE:** Installation is easier if you remove the foot boards from the brackets.


3. Select the hole for the height desired. Assemble the Mounts on the Motorcycle as shown (see figures 2 & 3). The block is used on the left rear.
4. Torque the mounting hardware to 45-50 ft-lbs.



**Figure 1**



**Figure 2**



**Figure 3**

**Parts list:**

Item	Qty
Large block spacer	1
Round spacer	3
1/2x13-2 1/4" Allen bolt	3
1/2" Flat Washer	3
1/2" Lock Washer	3
5/16x18-2 1/2 bolt	2
5/16 Lock washer	2
5/16x18 Nut	1