

Installation for Starter for Early Model Sportsters

32-1642

1. Be sure that if you are installing this starter on a kick start only model that your clutch basket has the proper ring gear installed.
2. This starter should be used with a starter relay and the battery cable included.
3. The cooling fins on the cylinder may need to be clearanced slightly as shown in Figure 1 in order for the starter to fit properly.
4. Depending on what type of oil tank is being used, brackets may need to be modified.
5. A battery with at least 255 CCA should be used to power the starter.

Electric & Kick Start Sprocket Covers

Chrome	Alloy	Years
43-0115	43-0114	1968-70
43-0180	43-0118	1971-76
43-0144	43-0112	1977-78
43-0178	43-0119	1979-80




Allen Style Stock Screw

Mount Kits

Chrome	Chrome	Cad	Years	Type
—	—	8889-2	1971-76	Stock
8784-4	8784-4T	—	1971-76	Allen
8786-5	8786-5T	—	1977-80	Allen



Good Quality Gasket Seal
Maker Surface Cleaner
Carb Cleaner
VT No. 41-0196



Clean All Mount Surfaces



Clean All Mount Surfaces
of Motor




Install 1-2 O-Ring
Provided VT No. 14-0537



Install O-Ring Provided



Install Plate to Starter



Install Plate to Starter



Install Plate Provided
Mount Screw VT No.
500-229



Tighten Down




Tighten Down.



Use good quality gasket maker.



Use good quality gasket maker.



Seal both mount screw to prevent breakage.



Seal like shown.



Fully sealed on both sides.




Lightly add sealer to
mount surface.



Use sealer again.



Seal completely.



Install Gasket
(The Template Provided).
Print from web. Last page
of this document.



Install gasket that you
have made from template.




Shown with gasket installed.




Mount Bolts Provided VT No. 37-3268, 100-009.



Install Unit, Lining up mount pins.



Mounting.




Installing VT No. 100-009




Install Mount Bolt




Mount bolt.




Mount bolt.



Mount bolt.



Tighten Down to spec.



100-009	5/16-18 X 1 1/4 Hex Bolt Zinc	2 Ea
500-229	M-5 x 45 MM Allent Head Screw, SS	2 Ea
37-9268	Zinc Washer, 5/16 x 11/16 x 1/8	1 pack, 2 pieces used
14-0537	Starter Motor Housing o-ring	1 pack, 1 piece used

Template

